

# Magic™ Scrapbooking Program

## Mesmerize™

Use any My Reflections® paper packet, along with the featured pattern designed by Jeanette Lynton, to create beautiful artwork again and again! To purchase your own copy of this book, filled with numerous patterns like these, contact your Close To My Heart Consultant.

### Layout Materials

- 12" x 12" Base Cardstock (2)
- 12" x 12" B&T Paper (2)

### Photo Suggestions

- 1 6" x 5"
- 2 4" x 5" (2)
- 3 5" x 3"
- 4 2½" x 3" (4)

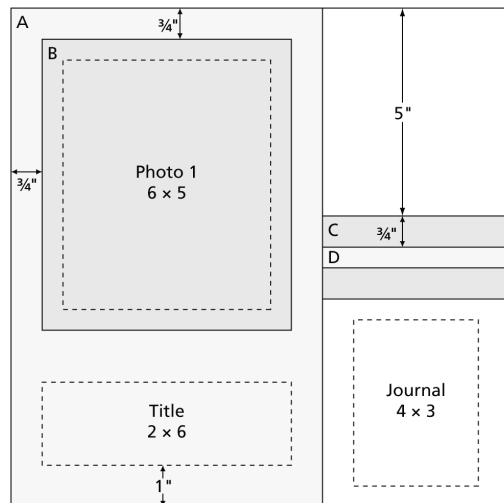
### Suggested Title

- 1 2" x 6"

### Suggested Journaling

- 1 4" x 3"

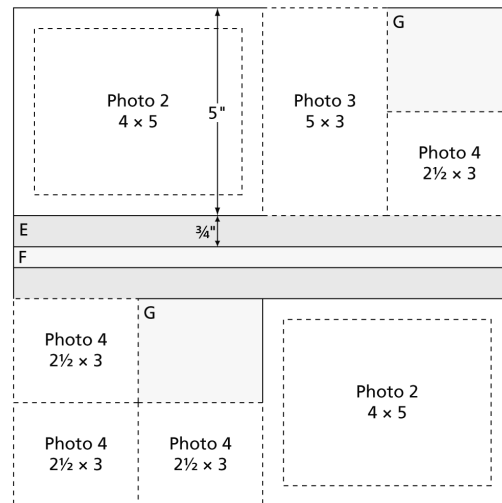
### LEFT



### Left Page Dimensions

- A 12" x 7½"
- B 7" x 6"
- C 2" x 4½"
- D ½" x 4½"

### RIGHT

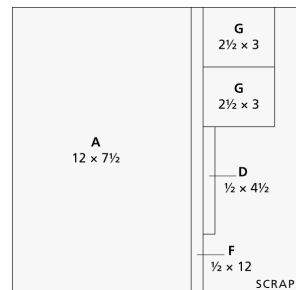


### Right Page Dimensions

- E 2" x 12"
- F ½" x 12"
- G 2½" x 3" (2)

Cut the papers as shown, being sure to label each piece on the back. Attach the pieces as outlined in the pattern.

### B&T Paper



### B&T Paper

